

SPECIFICATION

Model: OB-00RMQ0-00

Description: OB-00RMQ0-00 / 5000*12mm, 150 pcs 5050 SMD, RGBW Color
12V/24V DC, Constant voltage



Prepared By: _____

Checked By: _____

Standard Dept: _____

Approved By: _____

OBOER CO., LIMITED

深圳市欧伯尔光电科技有限公司

Address: Jiang Hai Industrial Zone, Yonghe Road, Shiyan Town, Shenzhen, China

5050 RGBW Strips Model: OB-00RMQ0-00

Features:

1. SMD5050, RGBW Color, high lumen LED
2. Flexible PCB, good heat radiation, 3 LEDs cuttable / 6 LEDs cuttable
3. DC12V/24V Low Voltage, stable and safe
4. 3M adhesive tape on the back of PCB, easy installation.

Applications:

For cove and contour lighting, KTV, shopping mall etc.

Warranty:

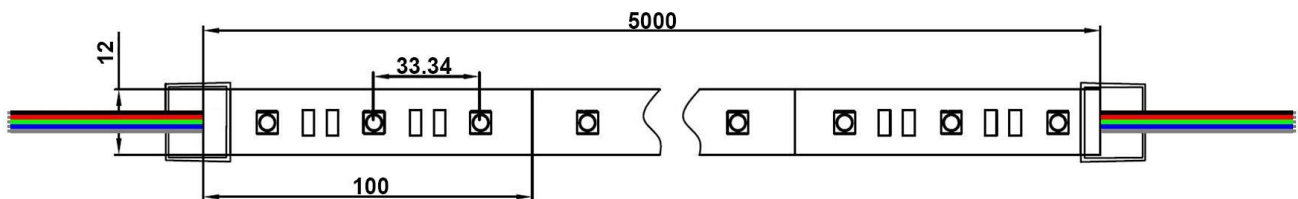
2 years or 8000 hours whichever comes first.

Picture:



Dimension:

Unit: mm



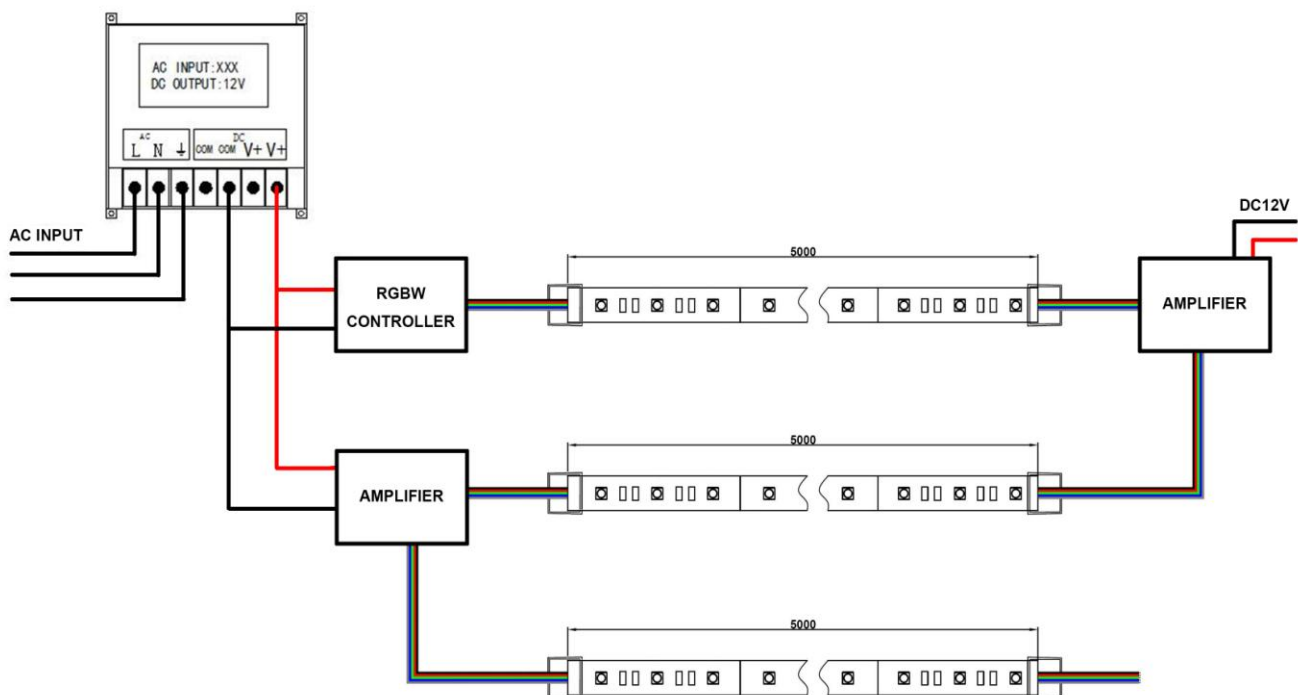
Specification:

Model	OB-00RMQ0-00	
LED	5050 SMD LED	
LED Quantity	30 pcs each meter	
Lumen (MCD/LED)	W: 7-8 LM, R: 700MCD, G: 2000 MCD, B: 600 MCD	
Voltage	12V DC	24V DC
Power Consumption	9.6 W/m	
Dimension	5000*12*2.2 mm	
Color	RGBW(CRI80, 6000K/4000K/3000K)	
Beam Angle	120°	
Driver Model	Constant Voltage	
Length	5 M/reel	
IP Rate	IP20 / IP65 / IP67	
Working Temperature	-25°C ~ +60°C	
Store Temperature	-25°C ~ +70°C	

Note:

1. Testing environment temperature: 25±3°C.
2. The above data are typical values, the actual data of each single product could differ from the typical values. The data subject to change without prior notice.

Installation:

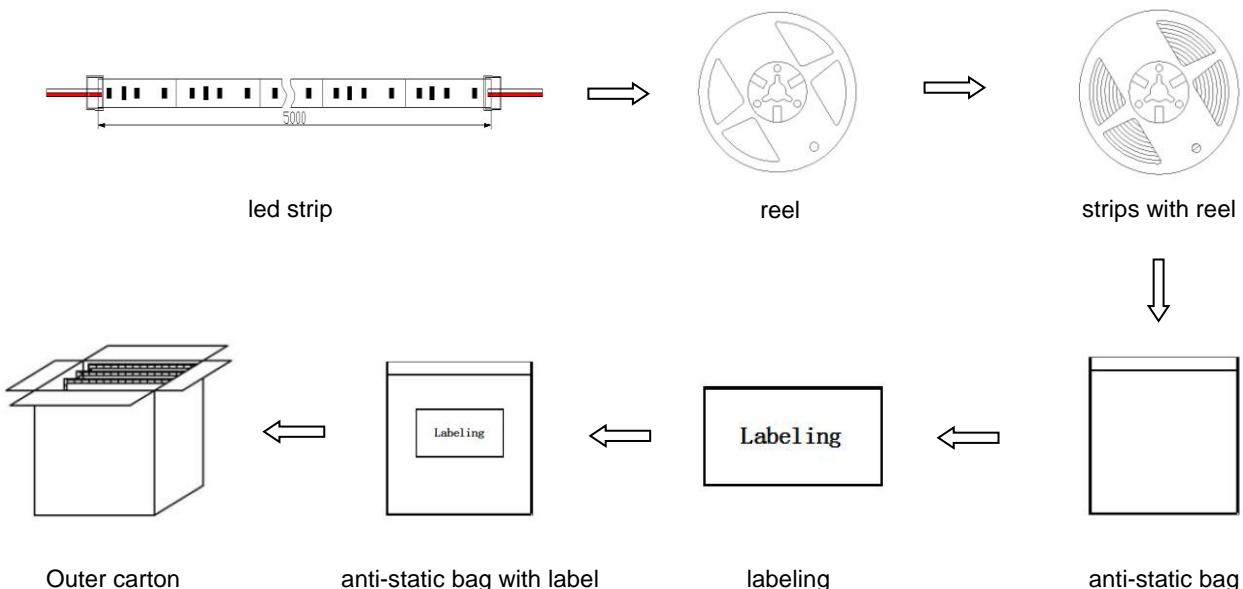


Note:

1. Make sure that the mounting surface is clean before installing strips.
2. Connect wires to the power supply firmly. It will be fine if the wires can not be pulled out by hand.
3. Forbid using any acide and alkali adhesive to fix the strips.
4. During installing the strips, forbid sticking adhesive on led surfaces to avoid damaging the LEDs or the coating.
5. Standard operable length is 5m. It is recommended to choose safety-certified power supply with DC12V output voltage (with short-circuit, overvoltage and overcurrent protections). The tolerance range for the output voltage of power supply is $\pm 5\%$. If more products needed, the power supply should have more than 20% load allowance.

Warning:

1. Do not light the strips before releasing them from the reel.
2. Forbid disassembling or modifying the strips or touching LED surface with sharp stuff.
3. Do not install the products with power on.
4. The products should be installed or maintained ONLY by the professional persons.
5. Please check the supply voltage and wire connections before energizing the fixture.
6. Standard operable length is 5m. Forbid exceeding!
7. If the extension of the wires between strips and power supply is needed. It is recommended to choose 18AWG or much thicker wire to avoid the hazard caused by over current or overheat.
8. When the standard operable length is 5m, the wires between the strips and power supply should be no longer than 2m, or the wire loss will increase, which will lead to higher total power.

Package:

Packaging Information:

1. 5m per reel, 80 reels per outer carton
2. Outer Carton: 45*34*27 cm = 0.0413 CBM
3. Gross Weight (G.W.): 9.8 kgs
4. The actual packed quantity and weight subject to change without prior notice.